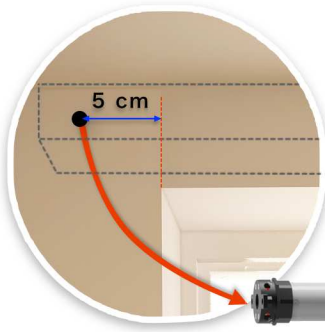



BLINDS MOUNTING CONDITIONS




#1

blinds motors are powered by **230V / 50Hz** voltage
the power cable should be installed in the wall **5 cm** from the window's edge on its left or right side



#2

minimum distance from the ceiling to the top edge of the window recess must be bigger than the height of the cassette



#3

minimum blinds cassette width is **7 cm** larger than the window recess and **4 cm** wider than blinds fabric for every side of the window

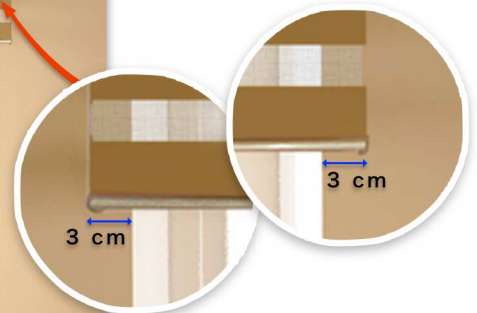
for individual order we can make bigger size of cassette

the table below shows the cassette sizes depending on the fabric type use and the mounting method

| | blinds mounting method | |
|--------------------|----------------------------|-----------------|
| | to wall | to ceiling |
| | height / depth of cassette | |
| fabric blinds | 8 cm / 7 cm | 7,5 cm / 7,5 cm |
| day - night blinds | 9 cm / 8 cm | 8 cm / 9 cm |

#4

maximum blinds height (fabric length) is **300 cm**



#6

minimum blinds fabric width should be wider than the window recess by at least **3 cm** on each side assuming that blinds cassette mounting is directly by the wall

#5

maximum blinds fabric width is **300 cm**
larger roller blinds widths require consultation
please refer to the available fabric catalog or send us inquiries.

#7

to control blinds we can use:

- standard wall-mounted switches (wired or radio-controlled)
- control modules compatible with smart home systems, such as the Fibaro system, KNX, Apple HomeKit, Qubino, Home Assistant and others
- remote controllers

* the control module is not included in the finished roller blinds




BLINDS MEASUREMENT

Before starting the measurement of your windows please refer to the requirements for installing our roller blinds.

#1

minimum distance from the ceiling to the top edge of the window recess must be bigger than the height of the cassette

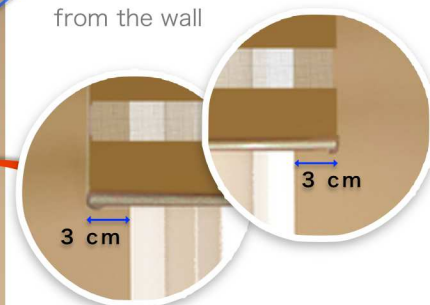


the table below shows the cassette sizes depending on the fabric type used and the mounting method

| | blinds mounting method | |
|--------------------|----------------------------|-----------------|
| | to wall | to ceiling |
| | height / depth of cassette | |
| fabric blinds | 8 cm / 7 cm | 7,5 cm / 7,5 cm |
| day - night blinds | 9 cm / 8 cm | 8 cm / 9 cm |

#2

blinds width (fabric width) is the width of the window recess (in cm) enlarged by a minimum 6 cm - depending on the cassette mounting distance from the wall



#3


#3

blinds height (fabric length) is the distance (in cm) from the ceiling (top edge cassette) to:

- windowsill
- floor
- any other surface we want set our blinds to

blinds height (fabric length) is the distance (in cm) from the top edge cassette to:

- windowsill
- floor
- any other surface we want set our blinds to



mounting to ceiling mounting to wall

during making order please provide:

- type of roller blinds: fabric / day - night
- fabric code: eg CARINA 4905
- fabric width in cm.
- fabric length in cm.
- mounting method of the cassette: to the ceiling / wall
- cassette color: white / RAL color code*
- control method: wired / wireless / Fibaro module
- power supply side: left / right **

* cassette color from the RAL palette is possible with extra payment. please contact us

** the side of the power supply (left / right) should be fixed while facing the window